



FIRE PREVENTION WEEK

October 4th - October 10th



This year's Fire Prevention Week campaign, "**Serve Up Fire Safety in the Kitchen!**"™ works to educate everyone about the simple but important actions they can take to keep themselves, and those around them, safe in the kitchen.

Did you know?

Cooking is the #1 cause of home fires and home fire injuries. Unattended cooking is the leading cause of fires in the kitchen.

Serve Up Fire Safety in the Kitchen!

PROUDLY SPONSORED BY:



Have you met Burny the Firefighting Beaver yet?

Burny is the ultimate firefighter friend!
Burny has helped kids just like you to learn the importance
of fire safety. Make sure to listen and learn from his
important messages and talk to your parents
about what you have learned.



Avez-vous déjà rencontré Burny, le Castor pompier?

Burny est l'ami ultime des pompiers!
Burny a aidé des enfants comme vous à apprendre
l'importance de la sécurité incendie. Assurez-vous
de bien l'écouter pour apprendre de ses messages
importants et partager cette information
que vous avez appris à vos parents.

My Page

Fill in the blanks



My Name Is: _____

My Age Is: _____

My Town's Name: _____


My Local Fire Department's Name: _____

In Case of Emergency Dial: _____




Colouring Page

Mark your calendar to change all batteries with new ones at least once a year.





Tell a grown-up if you find matches or a lighter.



A grown-up should test your smoke alarms at least once a month.



Obey the warning signs. Stay away from electrical equipment.




**Electrical
Safety
Authority**

www.esasafe.com


SPONSORED BY

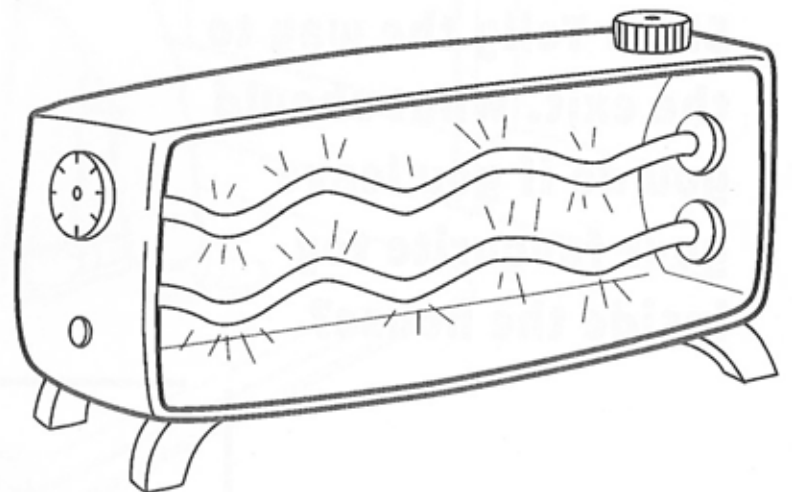
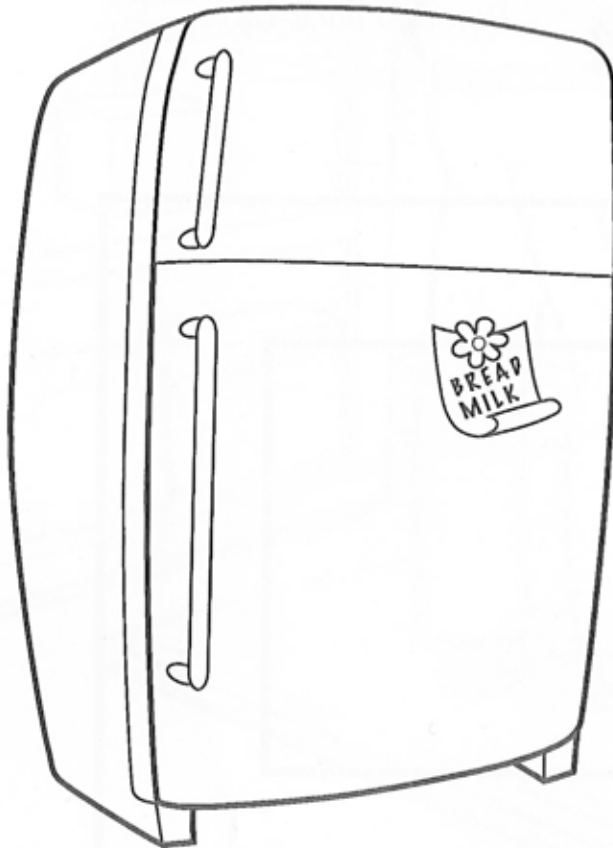
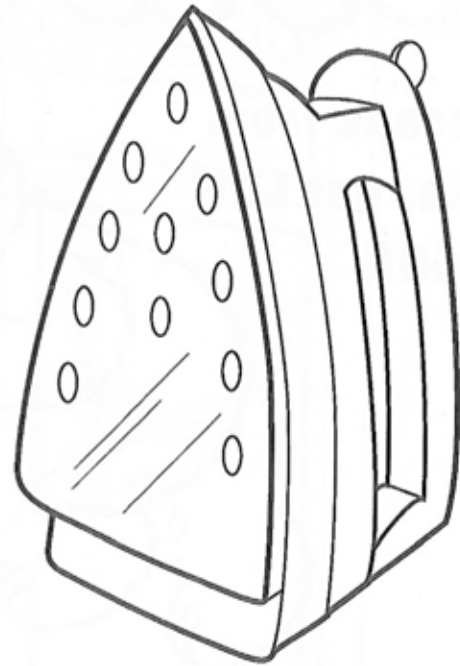

K KINDERSLEY
SOCIAL.CA

Stay at least 1 metre away from the stove
when grown-ups are cooking.




Hot things burn

 *Hot things burn, so stay away!
Hot things burn,
they're not for play!*



Colour the hot things red and the cold things blue.

Help your child find other hot and cold things in the house.




Circle the toys ... X the things you SHOULD NOT play with.

Encerle les jouets...Fais un X sur les objets que tu NE DEVRAIS PAS toucher.

Colouring Page

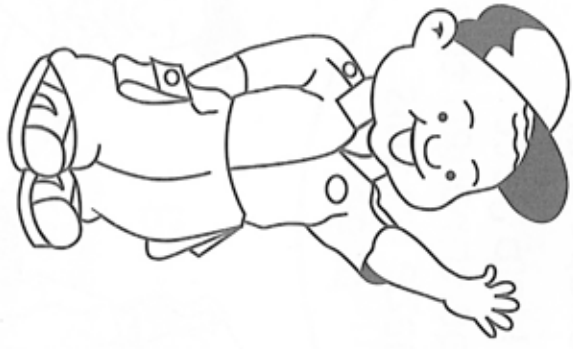
NEVER cook or bake without an adult helping you.



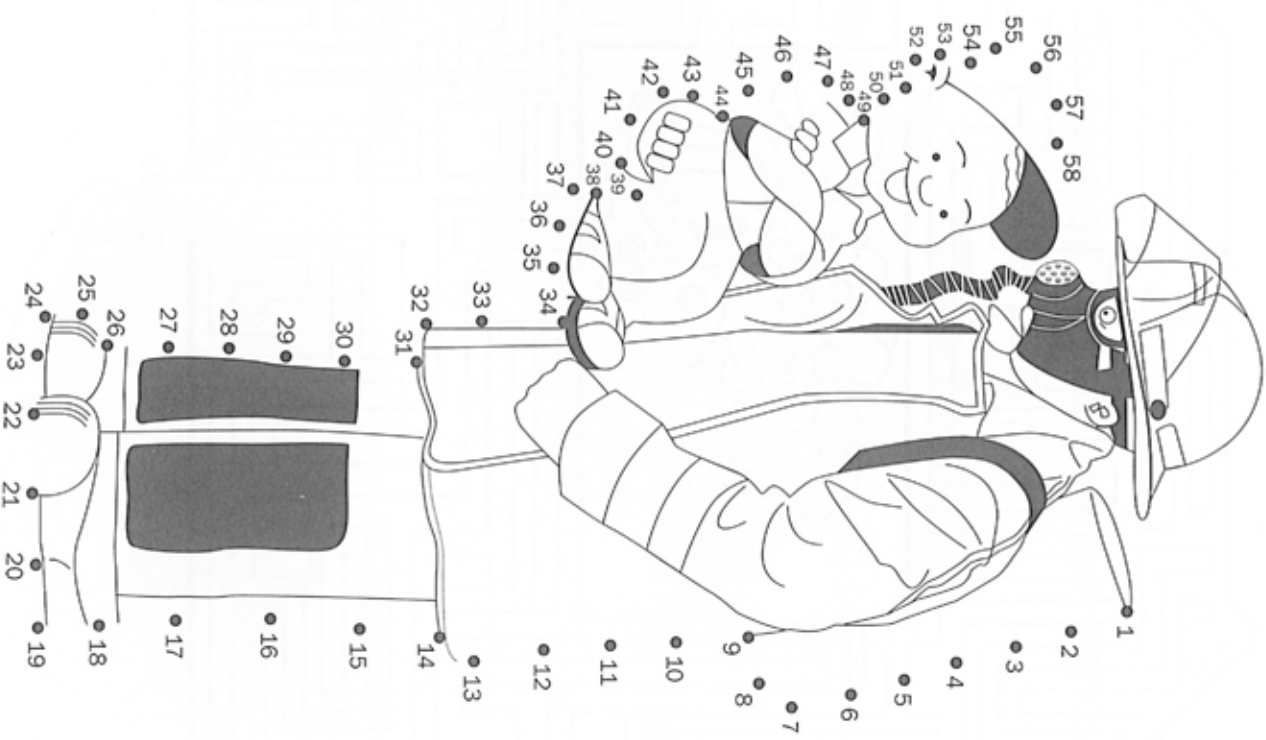
Connect the Dots

Never hide from firefighters.

Don't be afraid of firefighters.



In case of fire, they can help you escape.



**CHANGE THE BATTERIES IN YOUR DETECTORS!
CHANGEZ LES PILES DE VOS DÉTECTEURS DE FUMÉE!**

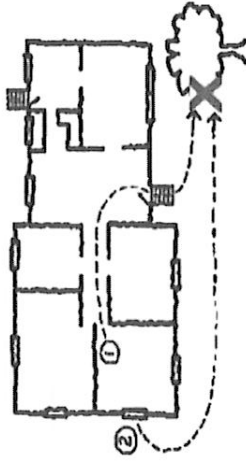
When your family changes the clocks in the spring and fall, change the smoke and carbon monoxide alarm batteries too. Make sure your alarms are in working order by testing them once a month.

Lorsque votre famille change l'heure sur vos appareils électroniques au printemps et à l'automne, changez aussi les piles des détecteurs de fumée et de monoxyde de carbone. Assurez-vous que vos alarmes fonctionnent correctement en les testant une fois par mois.



Make Your Home Escape Plan

Faites votre plan d'évacuation



Instructions:

- Together as a family, draw a plan of your home with all doors and windows and stairs.
- Choose a meeting place outside in case of a fire.
- Plan possible escape routes from every room in your home (two per room if possible).
- Will anyone in your home need help to escape in case of fire?
- If you see a fire, shout **"FIRE, FIRE, FIRE!"**
- If there is smoke, get low and escape to your meeting place outside.
- Call 911 or your local emergency phone number from a cell phone or from a neighbour's home.

Instructions:

- Avec l'aide de tous les membres de la famille, dessinez un plan de votre maison, en incluant toutes les portes et fenêtres, sans oublier les escaliers.
- Choisissez un point de rassemblement à l'extérieur de la maison dans le cas où un incendie éclate dans votre demeure.
- Déterminez les sorties de secours possibles de toutes les pièces de votre maison (tentez d'en repérer au moins 2 par pièce, si possible).
- Est-ce qu'un membre de votre famille ou de votre immeuble nécessitera de l'aide dans le cas d'un incendie?
- Si vous détectez un incendie, criez **« AU FEU, AU FEU! »** le plus fort possible!
- S'il y a de la fumée, rampez le plus près du sol possible et rendez-vous au point de rencontre déterminé à l'extérieur.
- Téléphonnez au 911 à partir d'un cellulaire ou du téléphone d'un voisin.



Things we should never play with...

P	O	D	C	A	E	F	U	T	F	A	V	D	L	O	F
O	I	E	A	Z	L	I	O	U	I	J	A	I	S	E	L
M	R	A	M	R	E	R	F	O	R	M	X	Z	C	U	A
Z	L	O	P	E	C	E	N	Q	E	A	D	W	B	Y	M
X	F	I	F	J	T	Q	J	Y	C	T	F	Z	Y	G	M
A	I	T	I	P	R	I	E	Y	R	C	P	M	E	U	A
U	R	N	R	O	I	F	L	W	A	H	T	Z	M	C	B
W	E	I	E	I	C	R	O	B	C	E	A	E	O	F	L
Q	W	I	T	Z	I	C	F	W	K	S	E	G	M	B	E
Q	O	V	G	H	T	E	Y	I	E	X	H	I	V	N	R
I	R	J	W	I	Y	L	E	E	R	F	B	E	B	T	U
E	K	D	C	A	N	D	L	E	S	A	I	S	I	L	
I	S	Y	A	I	B	A	R	B	E	C	U	E	A	A	H
F	I	R	E	P	L	A	C	E	Y	J	G	B	O	U	O
L	I	G	H	T	E	R	S	F	P	E	U	W	M	B	U
P	A	E	U	Z	I	Y	P	U	M	E	P	L	S	L	X

- Barbecue
- Campfire
- Candles
- Electricity
- Fire
- Fire Crackers
- Fireworks
- Fireplace
- Flammable
- Lighters
- Matches

CALL 911 FOR HELP!

Fill in the blanks below with the correct words

PHONE	INSTRUCTIONS
ADDRESS	EMERGENCY
911	ANSWER
NAME	

In an emergency, dial _____.

Wait for an _____.

Give your _____ and _____.

Tell the dispatcher what the _____ is .

Stay on the _____ and

wait for _____.

If your clothing catches on fire:

Si vos vêtements prennent feu :



1.

Stop

Arrêtez



2.

Drop

Couchez-vous
par terre



3.

Roll

Roulez sur
vous-même




Firefighters are our friends.

Les pompiers sont vos amis.

If the door is hot – DO NOT OPEN!


Si la porte dégage de la chaleur, NE L'OUVREZ PAS!



*Crawl LOW under the smoke.
Rampez SOUS la fumée.*



Once out. Stay out.
Une fois dehors . . . Restez-y.



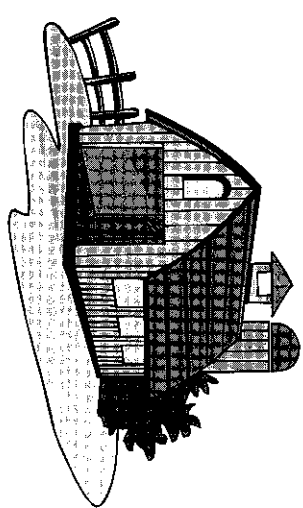

Call 9-1-1 from a safe place.

Téléphonez 9-1-1 d'un lieu sûr.



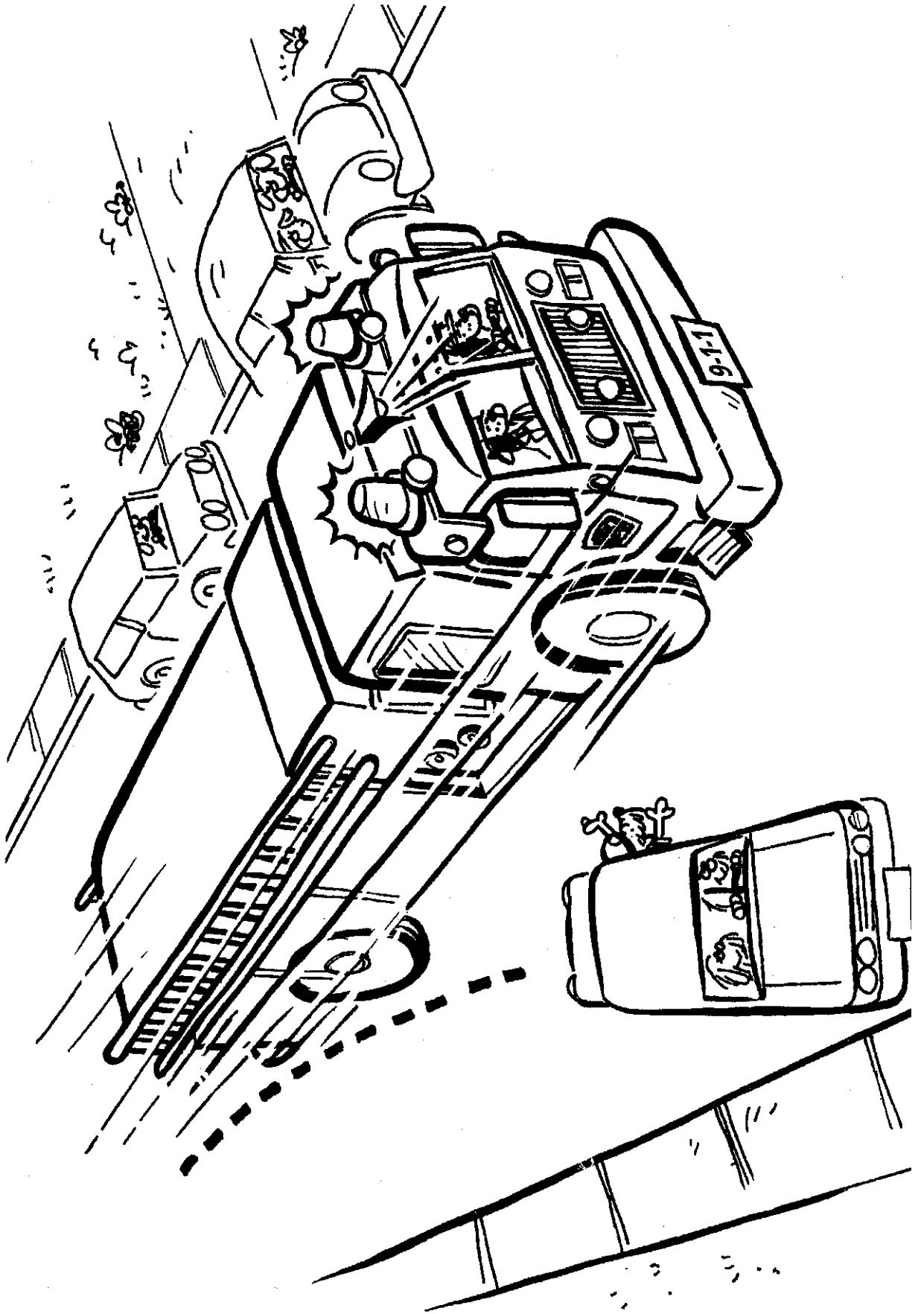
Find your way out.

Où est la sortie?



Stay clear of the firetrucks!

Écartez-vous de la voie!





Important Things to Remember

Fires can be loud, burn very fast, and smoke can make a room very dark.

That's why good escape plans help you get out quickly.

Here's how to help your family with an escape plan.

1. Try to find at least two ways out from every room in your home.
2. Every way needs to be planned and practised with grown-ups.
3. Remember to stay low and go.
4. Before opening a door in a fire, feel it first. If it's hot, there may be fire on the other side. Do not open the door. Try to get out another way.
5. Pick an easy-to-remember, safe place outside to meet your family after you get out.
6. Call 9-1-1 or the emergency number from a neighbour's place.
7. Stay outside no matter what. Don't go back in for anything!

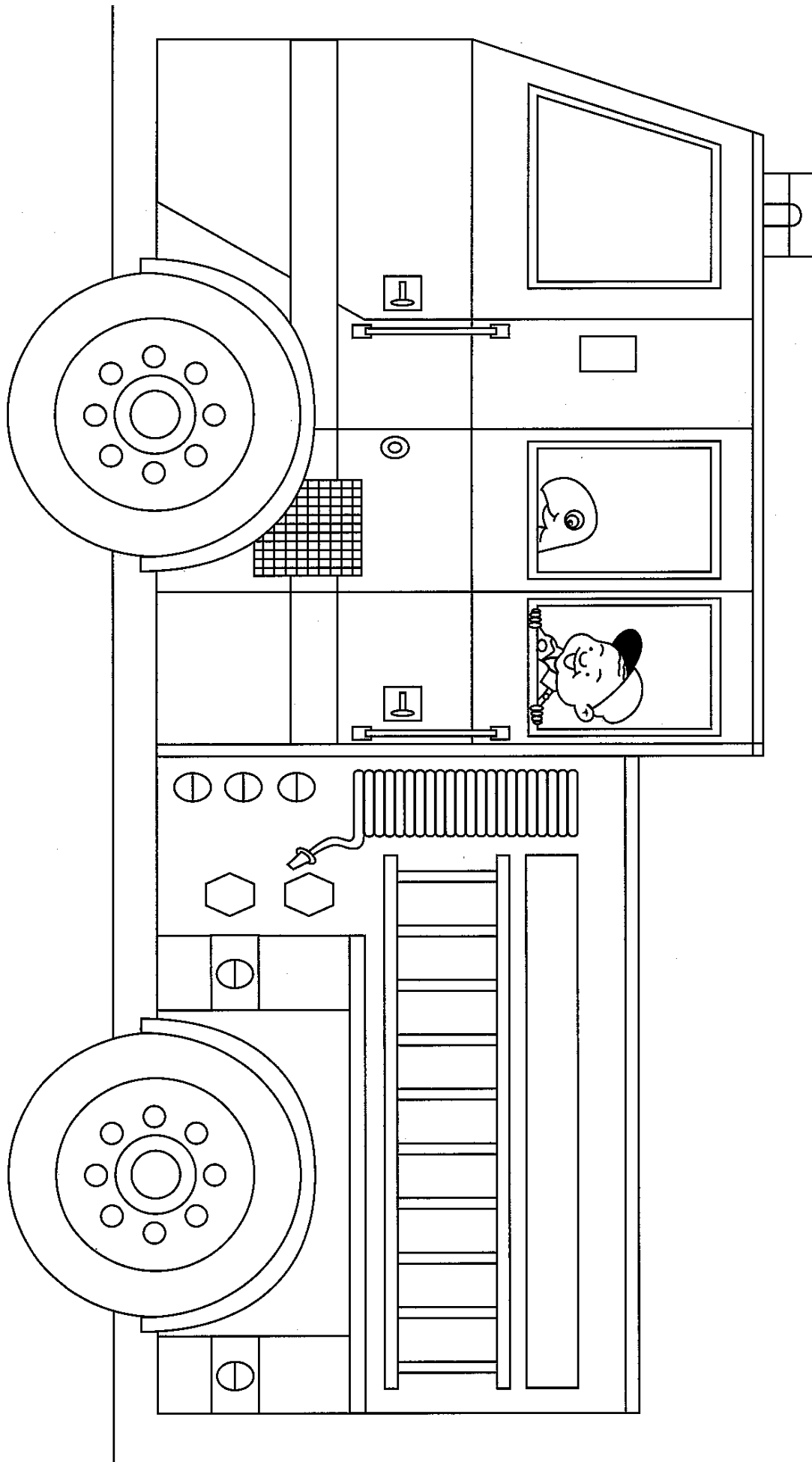


Fill in the Blanks


Choose the right word from the list below to fill in the blanks.

smoke alarms two escape door low dangerous loud neighbour's

1. Find at least _____ ways to get out of every room.
2. Stay _____ to the ground when escaping during a fire.
3. Help your family place _____ in your home.
4. Smoke alarms make a very _____ beep to warn you of a fire.
5. Fire is _____.
6. During a fire, always remember to feel a _____ before opening it.
7. After you meet your family outside, call 9-1-1 or the emergency number from a _____ place.
8. An _____ plan can save your family.



Colouring Page



Cut-Out Page

Colour and cut out your Certificate.

Cut along dotted line and use Certificate.

Marty & Jett's Activity Book
Let's Have Fun with Fire Safety

Junior Fire Chief Certificate

Be it acknowledged that



CHILD'S NAME

has successfully completed

Marty & Jett's Activity Book

and has proven to be better prepared and more knowledgeable about how to help prevent fires.

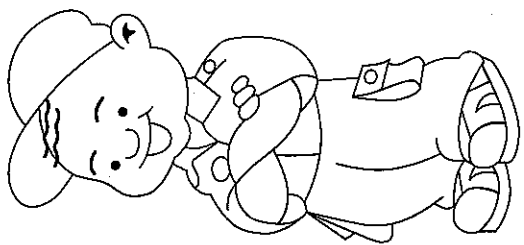
On this day, _____ DATE




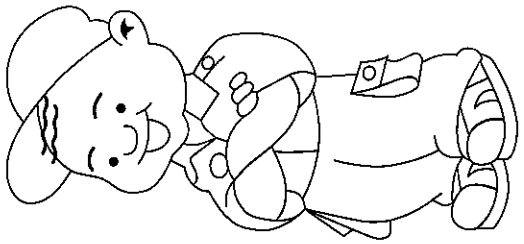
Cut-Out Page

Colour and use your cut-outs.

Remember:
To Escape
From Smoke,
STAY LOW
and GO!

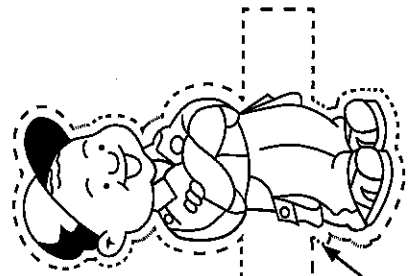


Remember:
In a Fire
GET OUT
and
STAY OUT

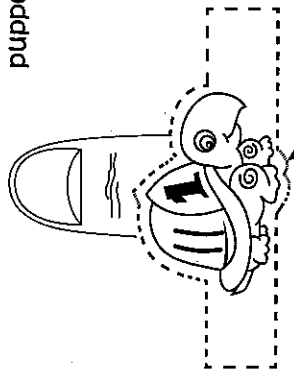


Cut along dotted line and use as a badge.

Cut along dotted line and use as bookmark.



Cut along dotted line to use as finger puppet.



Tape along both edges to keep ends together.

